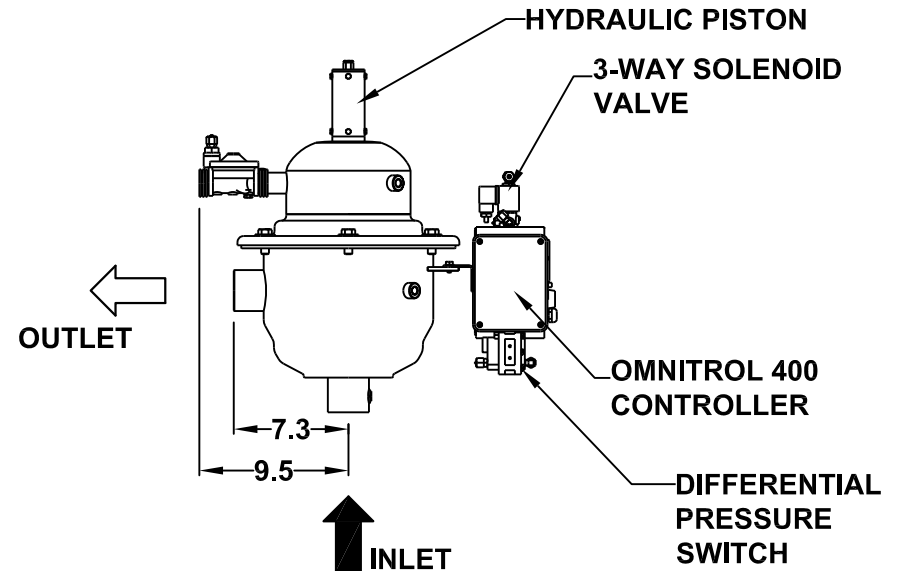
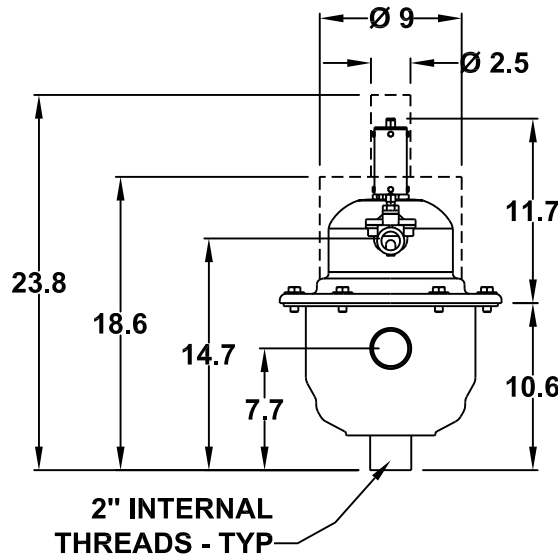
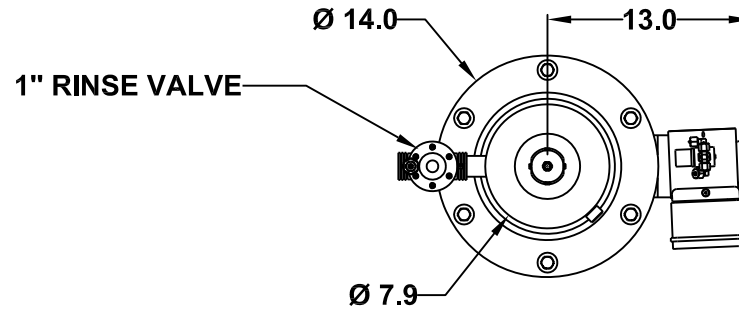


FREE SPACE REQUIRED  
FOR MAINTENANCE

ALL DIMENSIONS IN INCHES UNLESS INDICATED



## TECHNICAL DATA

MAXIMUM FLOW RATE:	110 G.P.M.
AVAILABLE SCREEN MICRON SIZES:	5, 10, 15, 25, 30, 40, 50, 80, 100, 120, 150, 200, 400, 800, 1000, 1500, 3000
OPEN AREA STD. SCREEN :	64 SQ. INCHES
OPEN AREA HIGH PERFORMANCE SINTERED MULTI-LAYERED SCREEN:	96 SQ. INCHES
MAXIMUM WORKING PRESSURE:	150 PSIG
MINIMUM INLET PRESSURE REQUIRED DURING RINSE CYCLE:	30 PSIG
MAX. WORKING TEMPERATURE:	150°F
INLET/OUTLET CONNECTIONS:	2" FEMALE
DRAIN VALVE CONNECTION:	1" FEMALE
DRAIN HEADER SIZE:	1" MINIMUM
APPROX. EMPTY WEIGHT:	75 LBS.
APPROX. FULL OF WATER WEIGHT:	115 LBS.

## DATA SHEET

**ORG/A-020-LE**

AUTOMATIC SELF-CLEANING FILTER

Orival Inc. reserves the right to modify filter dimensions without prior notice.

**ORIVAL, INC.**

213 S. VAN BRUNT ST.

ENGLEWOOD, N.J. 07631

TEL (800) 567-9767, (201) 568-3311

FAX (201) 568-1916

www.orival.com

filters@orival.com