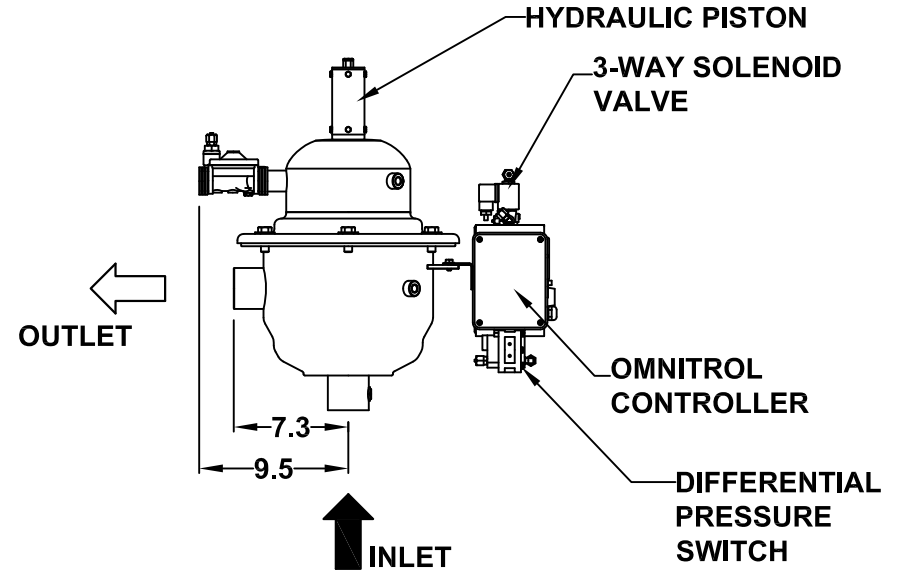
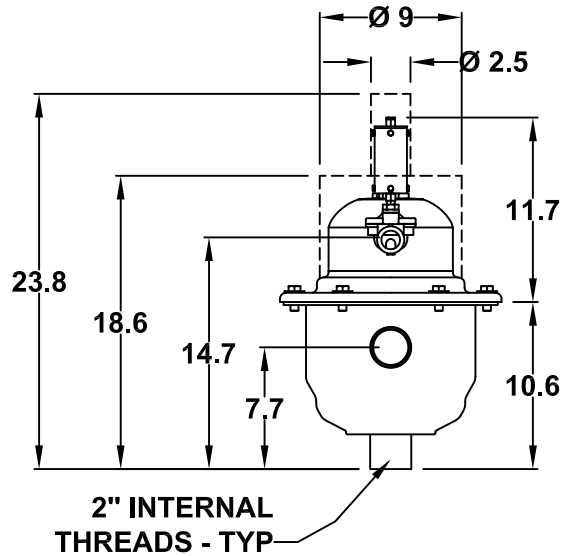
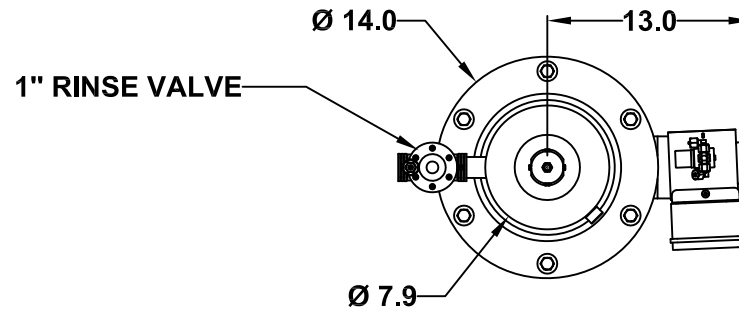


**FREE SPACE REQUIRED
FOR MAINTENANCE**

ALL DIMENSIONS IN INCHES UNLESS INDICATED



Orival Inc. reserves the right to modify filter dimensions without prior notice.

TECHNICAL DATA

MAXIMUM FLOW RATE:	110 G.P.M.
SCREEN MICRON SIZES:	200
OPEN AREA STD. SCREEN :	64 SQ. INCHES
MAXIMUM WORKING PRESSURE:	150 PSIG
MINIMUM INLET PRESSURE REQUIRED DURING RINSE CYCLE:	30 PSIG
MAX. WORKING TEMPERATURE:	150°F
INLET/OUTLET CONNECTIONS:	2" FEMALE
DRAIN VALVE CONNECTION:	1" FEMALE
DRAIN HEADER SIZE:	1" MINIMUM
APPROX. EMPTY WEIGHT:	75 LBS.
APPROX. FULL OF WATER WEIGHT:	115 LBS.

Data Sheet

ORG/B-020-LE

AUTOMATIC SELF-CLEANING FILTER

ORIVAL, INC.

213 S. VAN BRUNT ST.

ENGLEWOOD, N.J. 07631

TEL (800) 567-9767, (201) 568-3311

FAX (201) 568-1916

www.orival.com

filters@orival.com